

1. Obtain your Student's 9 Dgit OSIS number. If you do not know it please contact the Parent Coordinator: acapunay2@schools.nyc.gov
2. Log onto [Student Account Self Service](https://idm.nycenet.edu/students/start.form)
<https://idm.nycenet.edu/students/start.form>
3. Enter your child's ID and birthday:



Find Your User Name and Reset Password



OSIS Number and Date of Birth

Please provide the following student information to get your user name and/or reset your password.

OSIS Number (9 digits)

Date of Birth

Month	Day	Year
-------	-----	------

4. You will receive your child's username:



Find Your User Name and Reset Password



OSIS AND DOB



USER NAME

Your User Name

This is your user name. Please write this down, as you cannot change it.



[Continue](#)

5. Create a Password:



Find Your User Name and Reset Password



OSIS AND DOB



USER NAME

Enter New Password

- Passwords are required to be minimum 8 characters long.
- Pick a password that only you can remember.
- Your password cannot contain: your last name, first name or username

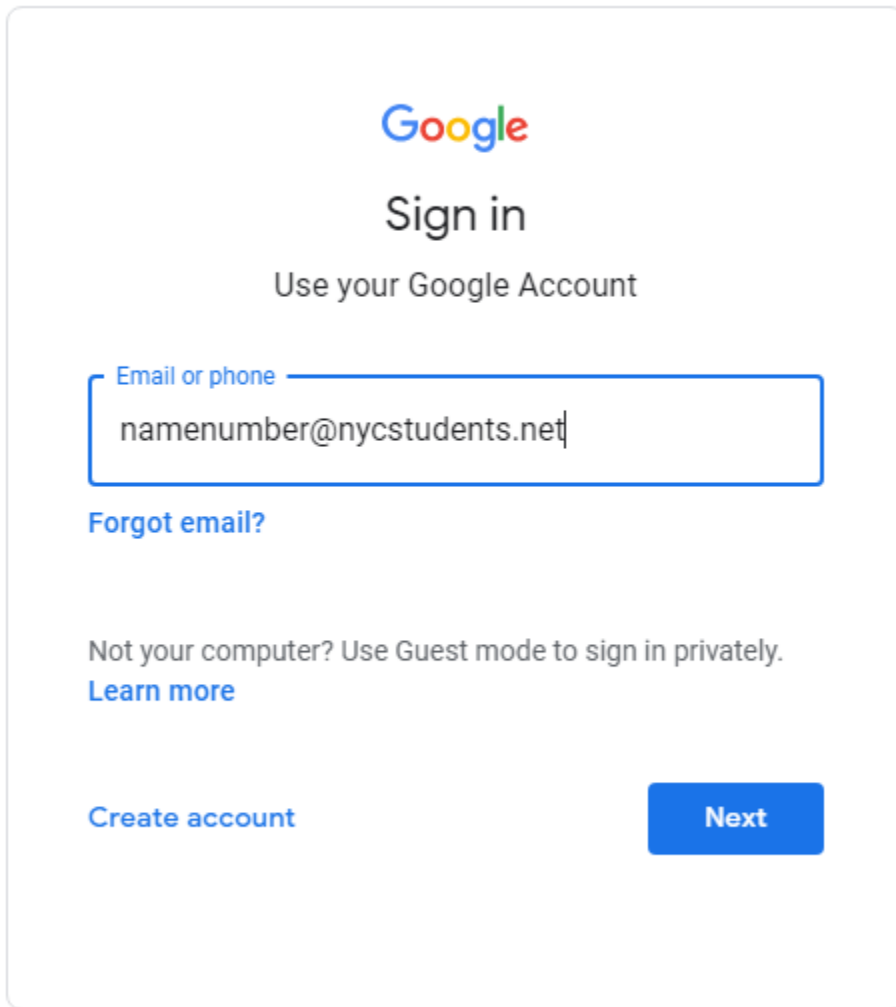
New Password

Re-type New Password

Update Password

6. Log into google classroom: classroom.google.com

7. Log in with your child's DOE Student Username **including** @nycstudents.net



The image shows a Google sign-in interface. At the top is the Google logo, followed by the text "Sign in" and "Use your Google Account". Below this is a text input field with a blue border. The placeholder text "Email or phone" is at the top left of the field, and the text "namenumber@nycstudents.net" is entered. Below the input field is a blue link "Forgot email?". Further down is the text "Not your computer? Use Guest mode to sign in privately." followed by a blue link "Learn more". At the bottom left is the text "Create account" and at the bottom right is a blue button with the text "Next".

Google

Sign in

Use your Google Account

Email or phone

namenumber@nycstudents.net

[Forgot email?](#)

Not your computer? Use Guest mode to sign in privately.
[Learn more](#)

[Create account](#) [Next](#)

8. Create a password.

9. Sign in at the NYC Department of Education window using your child's username WITHOUT the @nycstudents.net:

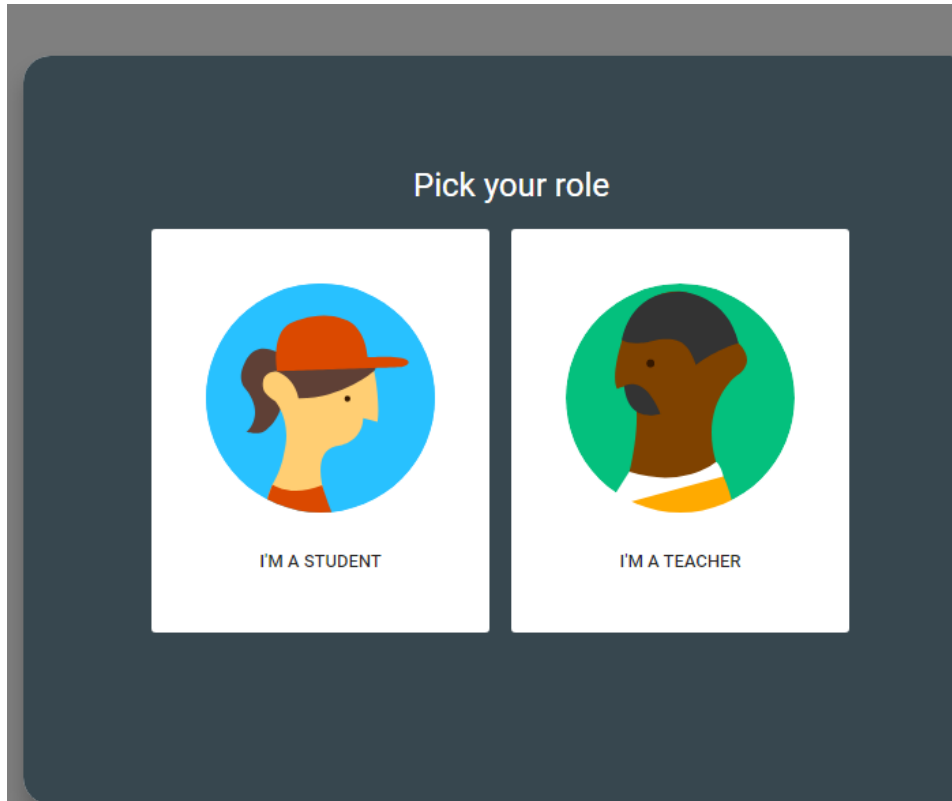


Sign In

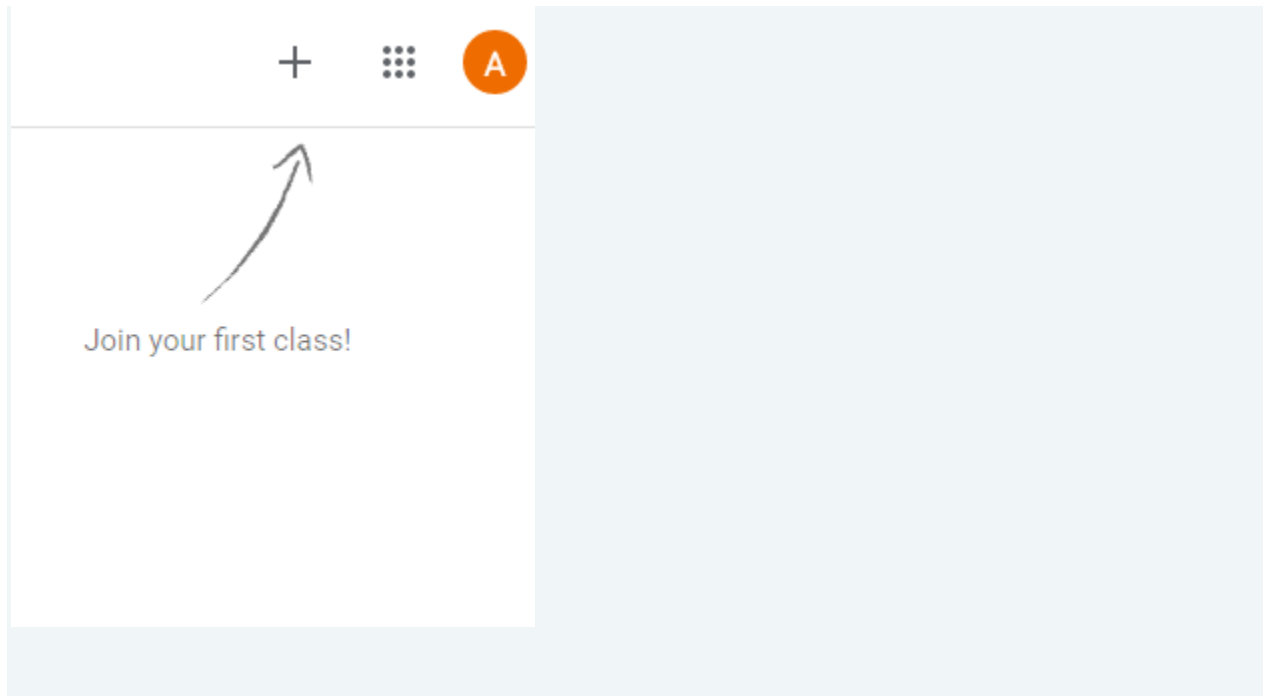
User name

Password

10. Click in as a Student:



11. Click the + sign:



12 .Check your School CNXT messages from your teacher for the **class code** and enter that code:

